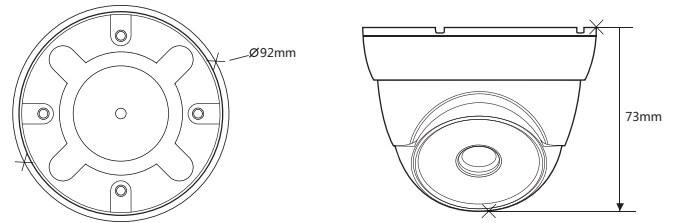


## BAVONO BVS132D

### 1.3 Megapixel Vandal Proof SDI IR Dome Camera



### Wiring Diagram



### SETUP

01



#### Menu Operation

To enter the Setup Menu: press the control button  
To select function in Setup Menu: push the control button upward or downward then press the control button to enter the submenu  
To adjust submenu settings: push the control button upward or downward to select function and push the control button to the left or right to adjust setting  
To return to the Setup Menu: Select [RETURN] and press the control button

### IMAGE

02



MIRROR	on/off
FLIP	on/off
CONTRAST	0 - 255
EDGE	0 - 255
BRIGHT	0 - 255

### EXPOSURE

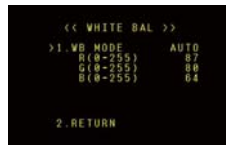
03



EXP MODE	AUTO	
	MANUAL	SHUTTER (1/50s-1/3000s) GAIN LOW/HIGH/EXIT
SPEED	0 - 16	
IRIS FLAG	on/off	

### WHITE BAL

04



WB MODE	MANUAL	R (0-255)
		G (0-255)
	AUTO	INDOOR
		OUTDOOR

### SPECIAL

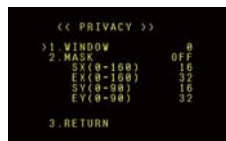
05



BACKLIGHT	0-16
FLICKER	50Hz/60Hz/OFF
DAY&NIGHT	COLOR/B&W/AUTO/OFF



ECLIPSE	Y (0-255)
	TH (0-255)
	AREA SET



PRIVACY	WINDOW	0/1
	MASK	SX (0-160)
		EX (0-160)
		SY (0-90)
EY (0-90)		

### SYSTEM

06



CAM ID	0 - 30
DISP CAM ID	on/off
DISP NAME	on/off
FACTORY RESET	

### Specifications

Model	BVS132D
Video Standard	NTSC / PAL
Image Sensor	1/3" 1.3MP Ultra Low Lux
Total Pixels	1280 (H) x 1028 (V)
Effective Pixels	1280 (H) x 720 (V)
Maximum Image Transfer Rate	720P / 60fps
Synchronizing System	Internal, AC Line Lock
Scanning System	Progressive
Minimum Illumination	0.001 Lux / F1.2, 0 Lux (IR On)
IR LED	48 units
Effective IR Range	25-30m
Video S/N Ratio	>52dB
OSD Language	English
Privacy Masking	Support
Day & Night	Auto / B&W / Color / EXT
Backlight Compensation (BLC)	Level Setting (0 - 16)
Electronic Shutter	1/50s-1/3000s
Flicker	Off / 50Hz / 60Hz
Mirror / Flip	Off / On
Automatic Gain Control (AGC)	Low / High / EXT
White Balance	Manual / Auto / Indoor / Outdoor
Lens	3.6mm
Protection Rating	IP65
Power Input	DC12V
Power Consumption	Less than 1.6W
Operating Temperature	-20°C ~ +70°C
Operating Humidity	Less than 90%
Shell Material	Metal
Dimensions(mm)	92(Ø) X 73(H)
Weight(g)	380

#### NOTE

- Please use the connector of the camera to a DC 12V regulated power supply.
- The tolerance of this unit is DC 12V ± 10 %
- Over the maximum DC 12V power input will damage the video output connector (VIDEO OUT)



**CAUTION**  
RISK OF ELECTRIC SHOCK

#### Caution:

To reduce the risk of electric shock, do not expose this apparatus to rain or moisture.  
Only operate this apparatus from the type of power source indicated on the label.

The company shall not be liable for any damages arising out of any improper use, even if we have been advised of the possibility of such damages.